

M-SERIES



ZGSM

SAVE TODAY'S ENERGY FOR TOMORROW



RoHS
Compliant

IP66

LM-80



5 YEAR
WARRANTY

LED PROJECTOR LIGHTS



Overview

The ZGSM® M-Series LED projector lights are using LUMILEDS® LUXEON 3030 2D luminous source, providing excellent lumen output, long-lasting stability and splendid sight.

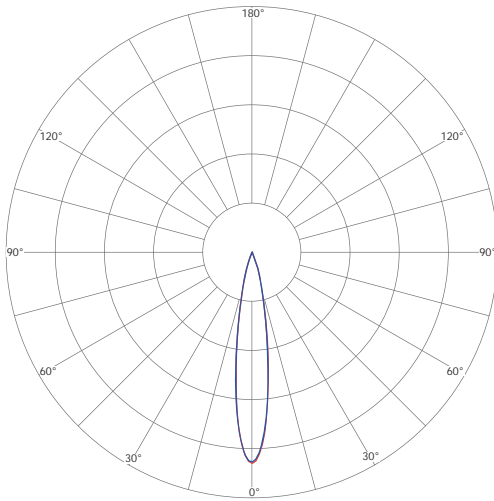
The ZGSM® M-Series LED projector lights are using high-end LED driver with long lifespan. Provide 5 years warranty on luminaire.

Color Options

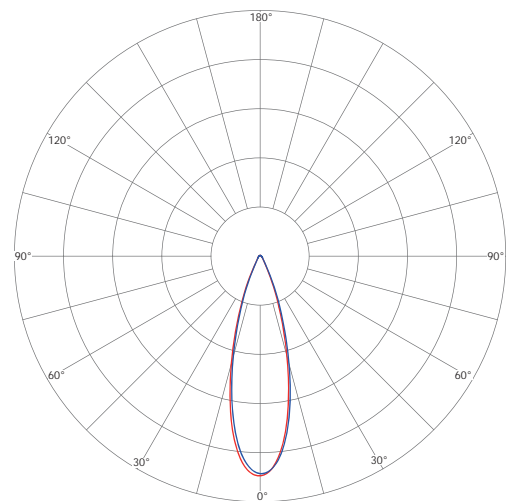
● Black

Light Distribution Diagram

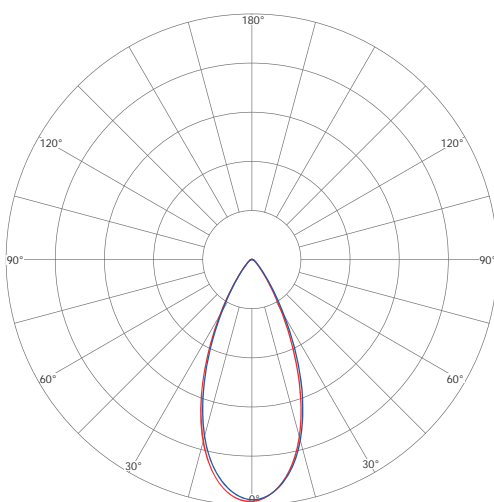
Beam Angle: 15°



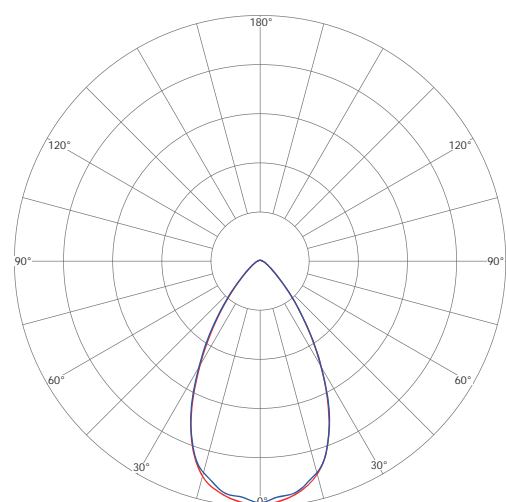
Beam Angle: 30°



Beam Angle: 45°



Beam Angle: 60°



Application: Court | Training Ground | School | Community | Square | Stadium | Area Lighting




Optional laser pen can be used to correct the direction of illumination during installation.




High-end Inventronics programmable LED driver, integrate dimming function and 6KV /10KV surge protection. Provide excellent performance and lifespan.



Standard 10KV Surge protection device to provide more reliable guarantee for LED driver, extend the life of the product.



Philips Lumileds 3030 2D Greater than 180lm/W high efficacy, illumination grade LED light source.



Variety of beam angle are available for different lighting requirements, Tempered glass cover effectively protects LEDs from damage.



The whole fixture can be 0-360° adjustable, and the single module can be 0-90° adjustable.



Product	ZGSM-TGD280M	ZGSM-TGD560M	ZGSM-TGD840M
Normal Wattage	280W	560W	840W
Module/ LED Qty	1unit/ 448pcs	2units/ 896pcs	3units/ 1334pcs
Input Voltage	100-240V /277V AC 50 /60Hz		
Dimming	0(1)-10V		
LED Brand	Philips Lumileds 3030 2D		
Driver Brand	Inventronics Driver		
Operating Temperature	-40 °C to +50 °C		
Power Factor(PF)	> 0.95		
THD	< 20%		
Lumen Output (+/- 5%)	42000 lm	84000 lm	126000 lm
Luminaire efficacy (+/- 5%)	150 lm /w	150 lm /w	150 lm /w
Optic	15°, 30°, 45°, 60°		
CRI	≥75		
CCT	3000K, 4000K, 5000K, 5700K		
Rating	IP66, IK10		
Material	Die-casting aluminum, Toughened glass and PC		
Installation	Whole fixture 0-360° adjustable; Single module 0-90° adjustable		
Shell Color	Black		
Lumen Maintenance	> 100,000 hours-L ₇₀ at 25 °C		
Certifications	CE, ROHS, LM80, ISO9001, ISO14001		
Packaging Type	1 unit /ctn.		
Product Dimensions (mm)	687*320*222	687*578*222	687*836*222
Carton Size(mm)	770*385*235	770*640*235	770*900*235
N.W(kg)	17.0	30.0	43.0
G.W(kg)	20.0	35.5	50.0

Dimensions

